



Dear Parents/Carers,

The children have been engaged with the new topic, Journeys. They thoroughly enjoyed learning about The London Underground, children enjoyed speaking about trips they have been on the underground. The children loved making maps of the underground, comparing trains from the past and present and made beautiful steam train pictures. The children spoke about the difference between trains in the past and the present.

In Maths, we've been focusing on recognising and representing the numbers 4 and 5. We have been using language such as subitise and represent.

In phonics, we have been learning the phonemes: **v,w,x,y** and the tricky words **and, her, his, has**. Please find attached your child's phonics learning and Little Wandle rhymes to support your child's letter formation. In handwriting, we have been focusing on is 'a' (**around the astronaut's helmet and down into space**). Please find the letter formation sheet at the bottom of this newsletter.

Next week, we will be looking at transport on the road. Next week in maths we will be focusing on 1 more and 1 less within 5. In phonics, we will be learning **z, qu, ch** and our tricky words will be **go, no, to, into**.

Reading Books

Book bags should be returned **every Wednesday** with the library book, phonics book and reading diary. Unfortunately, if your child does not bring back their book bag on this day, they will not be allowed to borrow another book or receive a new phonics book the following week. Please comment in the diary on how your child got on with their reading book so that we know it has been read.

Reminders

- PE sessions will be on Thursdays and the PE kit will be staying in school until the end of the term. If your child does not have pair of shorts in their PE kit, then they will not be able to take part in the climbing apparatus due to health and safety.

Requests

- Please can we get some junk modelling to create a vehicle. This can include, lids, tissues boxes, tube of kitchen roll, cereal boxes, yoghurt pots, egg cartons (all clean please!). Please don't bring in anything bigger than a cereal box!
- Matte paper plates

Thank you so much! We can't wait to show you our creations.

Future Dates

- **Monday 17th November** - Parent consultations (please book via Arbour)
- **Monday 20th November** - Parent consultations (please book via Arbour)

Many thanks
The Reception Team 😊

Phonemes we will be focusing on this week in school -




Pronunciation Phrase - v
Put your teeth against your bottom lip and make a buzzing sound vvvvv

Formation Phrase - v
Down to the bottom of the volcano and back up to the top.



Pronunciation Phrase - w
Pucker your lips and keep them small as you say w w w

Formation Phrase - w
Down and up and down and up the waves



Pronunciation Phrase - x
Mouth open, then push the cs/x sound through as you close your mouth cs cs cs (x x x)

Formation Phrase - x
From the top across the box to the bottom. From the top again across the box to the bottom



Pronunciation Phrase - y
Smile, tongue to the top of your mouth; say y without opening your mouth y y y

Formation Phrase - y
Down, around the yo-yo and curl round the string

We will be reading and writing words. *Can you spot segment and blend these words and spot this week's phonemes?*

van

vet

wet

wig

fox

six

yes

yum

We will be reading sentences. *Can you spot any tricky words? Can you segment and blend the words and look out for this week's phonemes?*

A fox is red.

I had a big wig.

The sock is in the van.

It is wet.

We will be practising tricky words. *Can you spot the tricky part of the word?*

and

the

has

her

his



a



Around the astronaut's helmet and down into space.



Come to our


BOOK FAIR

Every book you buy earns
FREE BOOKS
for our school!




to spot the books you'll
LOVE to read!

Come and
find me!



My brand
new book!



DATE:		TIME:	
LOCATION:			

Illustration by Becca Moor © Scholastic © 2023

Art © Dav Pilkey, DOG MAN TM & © Dav Pilkey

Illustration © Liz Pichon